

# GBU15B Thru GBU15M

**High Current Glass Passivated Molding Single-Phase Bridge Rectifier**

**Reverse Voltage 100 to 1000V Forward Current 15 A**

## FEATURES

- Plastic Package has Underwriters Laboratory Flammability Classification 94V-0
- High current capacity with small package
- Glass passivated chip junctions
- Superior thermal conductivity
- High IFSM



## 1. Maximum & Thermal Characteristics Ratings at 25°C ambient temperature unless otherwise specified.

Parameter Symbol	Symbol	GBU15B	GBU15D	GBU15G	GBU15J	GBU15K	GBU15M	Unit
Maximum repetitive voltage	VRRM	100	200	400	600	800	1000	V
Maximum RMS Voltage	VRMS	70	140	280	420	560	700	V
Maximum DC Blocking Voltage	VDC	100	200	400	600	800	1000	V
Maximum DC reverse current TA=25 °C	IR	5						μA
at rated DC blocking voltage TA=125°C		500						
Maximum average forward rectified output current at Tc=100°C	Io	15						A
Peak forward surge current 8.3ms single half sine-wave superimposed on rated load	IFSM	250						A
Rating of fusing (t<8.3ms)	i <sup>2</sup> t	240						A <sup>2</sup> sec
Dielectric strength terminals to case, AC 1 minute Current 1mA	Vdia	2.5						KV
Max instantaneous forward voltage at 7.5A	VF	1.05						V
Maximum thermal on P.C.B. without heat-sink	RθJA	21						°C/W
resistance per leg on Al plate heat-sink	RθJC	2.2						
Operating junction temperature	TJ	-55~150						°C
Storage temperature	Tstg	-55~150						°C
Mounting torque	Tor	Rating Torque : 0.8 (Suggests 0.45~0.65)						N.m

# GBU15B Thru GBU15M

## 2. Ratings and Characteristic Curves ( $T_A = 25^\circ\text{C}$ unless otherwise noted )

Fig. 1 Derating Curve

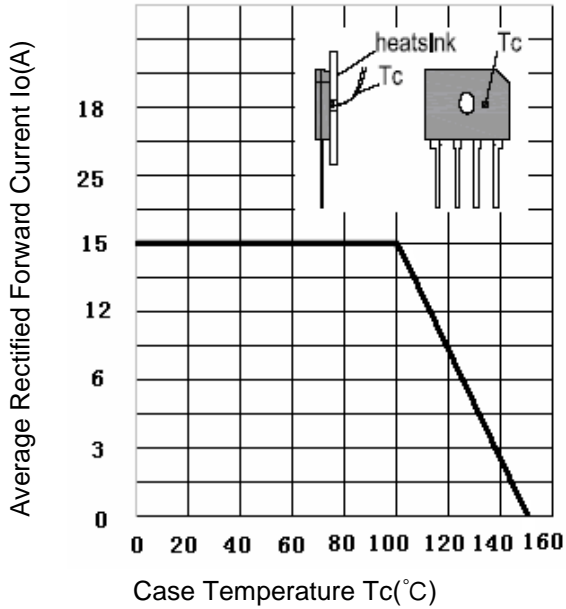


Fig.2 Typical Reverse Characteristics

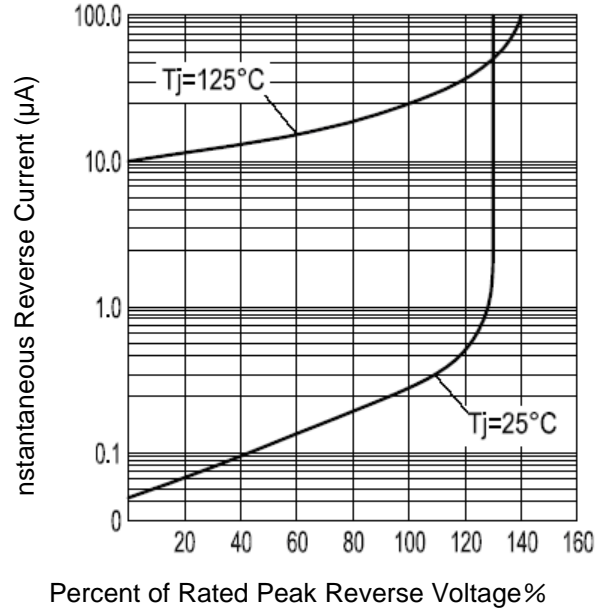


Fig.3 Forward Voltage

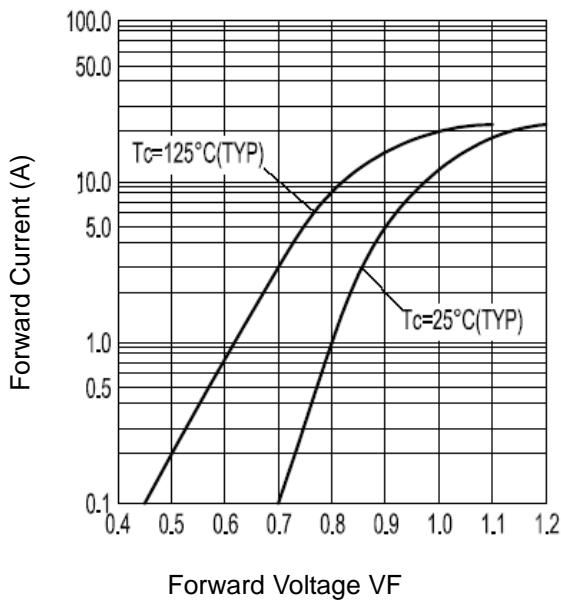
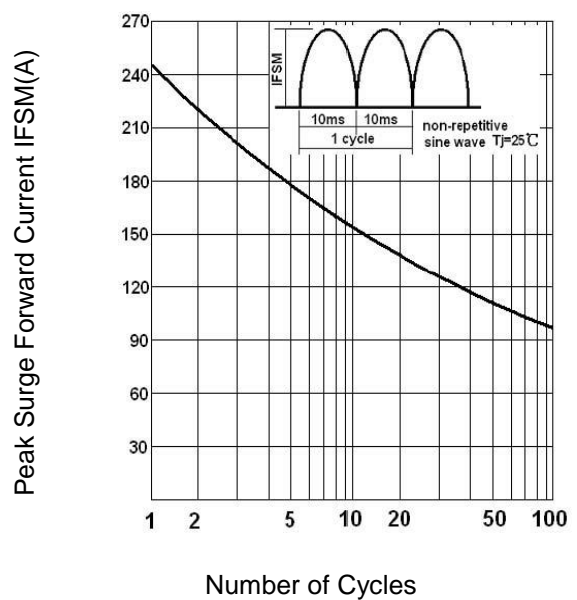
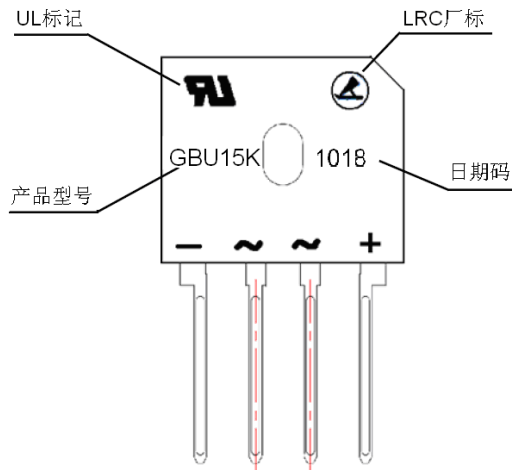


Fig.4 Peak Surge Forward Capability



# GBU15B Thru GBU15M

## 3. Marking Identification



### Note:

生产日期码包含4位数字，例如“1018”，前两个数字“10”表示为2010年，另外二个数字“18”是指第18周，即表示该产品为2010年18周生产。

型号:

**GBU**

**15**

**K**

bridge reverse voltage=800V  
average rectified forward Current=15A  
mean: GBU series bridge

## 4. Dimension

