

SF21 THRU SF28

SUPER FAST RECOVERY RECTIFIERS



VOLTAGE 50~600 Volts

CURRENT 2.0 Amperes

DO-15 Marking and Polarity

FEATURES

- Low leakage current
- Ultrafast reverse recovery time
- High forward surge capability
- Low power loss ,high efficiency
- High temperature soldering guaranteed:260°C/10 seconds at terminals

MECHANICAL DATA

- Package:** DO-15
Molding compound meets UL 94 V-0 flammability rating, RoHS-compliant
- Mounting Position:** Any
- Weight:** App. 0.32 grams

TYPICAL APPLICATIONS

- For use in high frequency rectification and freewheeling application in switching mode converters and inverters for consumer, computer and telecommunication.

Remark:

- NH=niuhang trademark
- SF2x=Modle,x=1,2,3,4,5,6,7,8
- FF=Production line,According to actual changes

Maximum Ratings and Electrical Characteristics(Ratings at 25°C ambient temperature unless otherwise specified)

Parameter	Symbol	SF 21	SF 22	SF 23	SF 24	SF 25	SF 26	SF 27	SF 28	Unit
Maximum repetitive peak reverse voltage	V_{RRM}	50	100	150	200	300	400	500	600	V
Maximum RMS voltage	V_{RMS}	35	70	105	140	210	280	350	420	V
Maximum DC blocking voltage	V_{DC}	50	100	150	200	300	400	500	600	V
Maximum average forward rectified current(see fig.1)	$I_{F(AV)}$	2.0								A
Peak forward surge current 8.3ms single half sine-wave superimposed on rated load (JEDEC method at rated TL)	I_{FSM}	50								A

Electrical Characteristics (Ratings at 25°C ambient temperature unless otherwise specified).

Parameter	Symbol	SF 21	SF 22	SF 23	SF 24	SF 25	SF 26	SF 27	SF 28	Unit
Maximum instantaneous forward voltage (Note 1) @ 2.0 A	V_F	0.95			1.30		1.70			V
Maximum instantaneous reversecurrent at rated DC blockingvoltage (Note 1) Ta=25°C Ta=125°C	I_{RRM}	5 200								uA
Typical junction capacitance (Note 2)	C_J	32			18		13			pF
Operating junction and Storage temperature range	T_J	-55 to 150								°C
Storage temperature range	T_{STG}	-55 to 150								

Thermal Characteristics (Ratings at 25°C ambient temperature unless otherwise specified)

Parameter	Symbol	SF 21	SF 22	SF 23	SF 24	SF 25	SF 26	SF 27	SF 28	Unit
Typical thermal resistance (Note 3)	$R_{\theta JA}$ $R_{\theta JL}$	50 16								°C/W

- Note:
- Pulse width < 300 uS, Duty cycle < 2%
 - Measured at 1MHz and applied reverse voltage of 4.0V D.C.
 - Thermal resistance from junction to lead vertical P.C.B. mounted , 0.375"(9.5mm)lead length,Polymide PCB, 2 oz Copper.
Cathode pad dimensions 18.8x14.4mm , Anode pad dimensions- (5.6x14.4mm)

SF21 THRU SF28

SUPER FAST RECOVERY RECTIFIERS



RATING AND CHARACTERISTIC CURVES

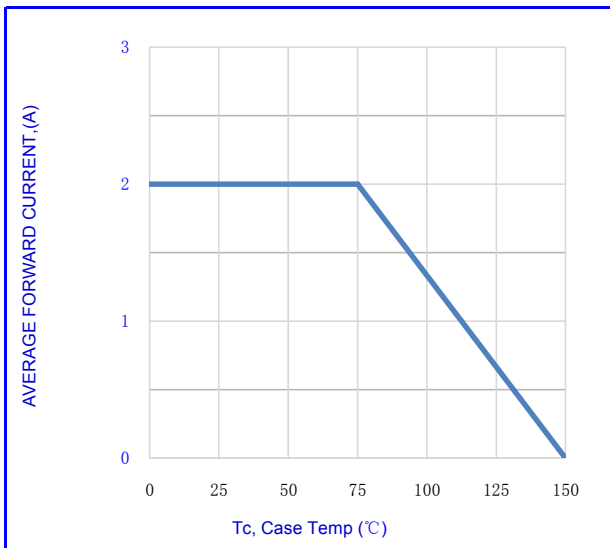


Fig.1-FORWARD CURRENT DERATING CURVE

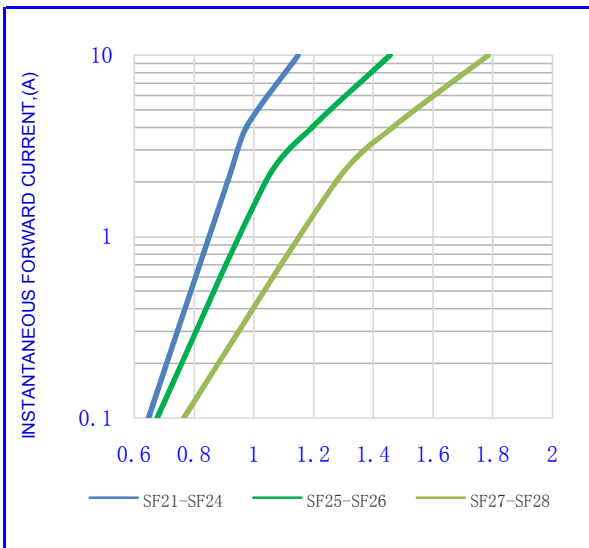


Fig.2- TYPICAL INSTANTANEOUS FORWARD

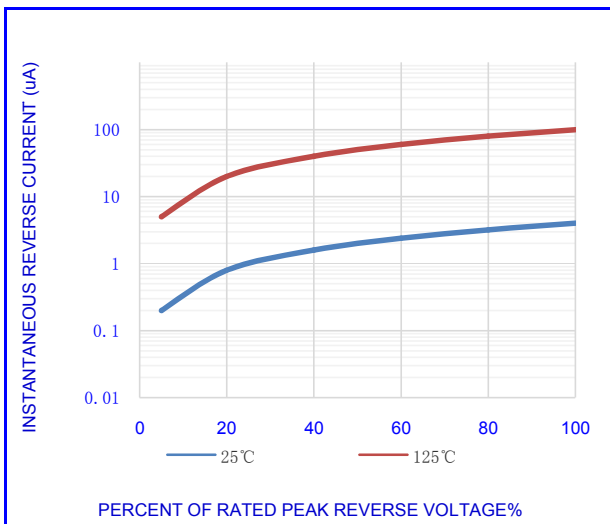


Fig.3- TYPICAL REVERSE CHARACTERISTICS

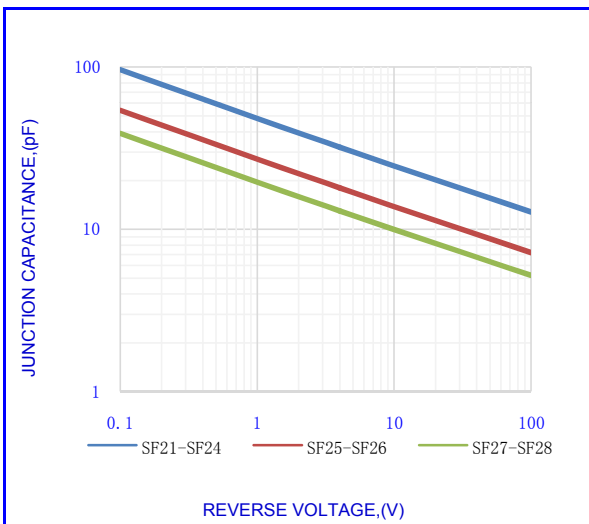


Fig.4-TYPICAL JUNCTION CAPACITANCE

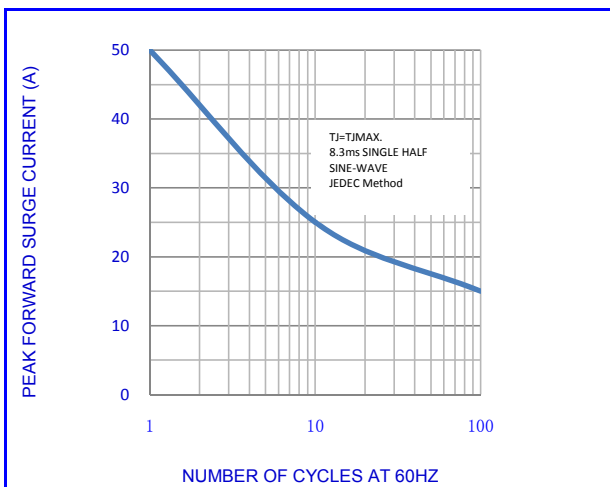


Fig.5-MAX. NON-REPETITIVE SURGE CURRENT

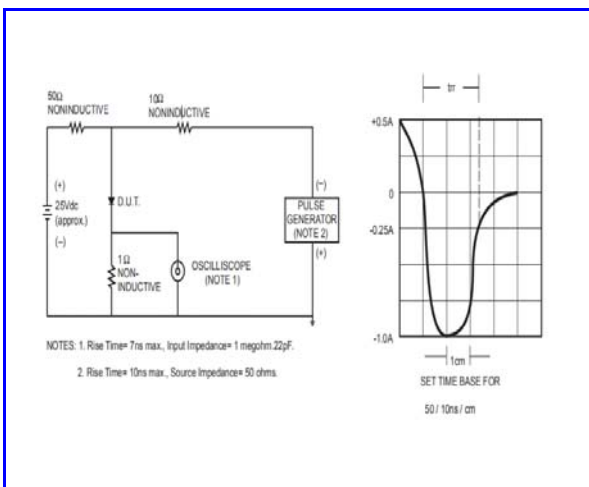
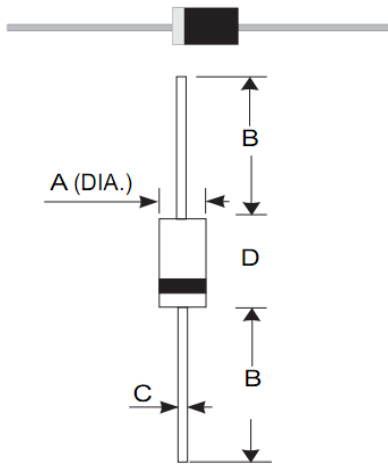


Fig.6-REVERSE RECOVERY TIME CHARACTERISTIC AND TEST CIRCUIT

SF21 THRU SF28
SUPER FAST RECOVERY RECTIFIERS



OUTLINE DRAWINGS



DO-15

OUTLINE DIMENSIONS						
DIM	MILLIMETERS			INCHES		
	Min.	Typ.	Max.	Min.	Typ.	Max.
A	2.60	-	3.60	0.10	-	0.14
B	24.50	-	-	0.96	-	-
C	0.65	-	0.90	0.03	-	0.04
D	5.80	-	7.60	0.23	-	0.30

Packing Information

Package	Pack	Box Size L×W×H(mm)	Quantity (pcs/box)	Carton Size L×W×H(mm)	Quantity (box/pcs)
DO-15	B/P	250*75*140	3000	420*280*310	30000

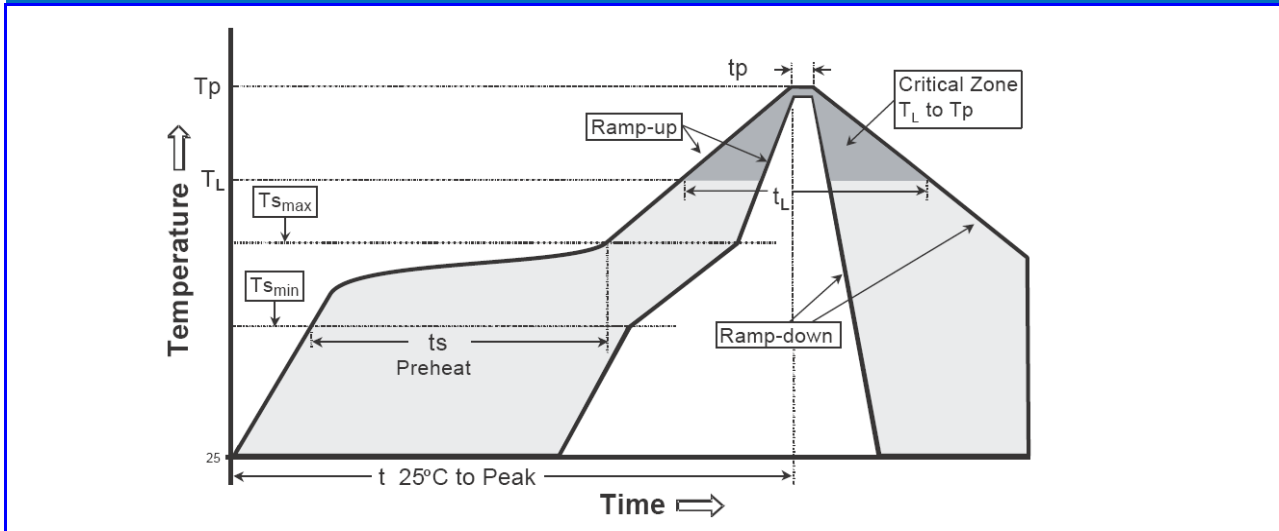
SF21 THRU SF28
SUPER FAST RECOVERY RECTIFIERS



Recommended wave soldering condition

Product	Peak Temperature	Soldering Time
Pb-free devices	260 +0/-5 °C	5 +1/-1 seconds

Recommended temperature profile for IR reflow



Profile feature	Sn-Pb eutectic Assembly	Pb-free Assembly
Average ramp-up rate (Tsmmax to Tp)	3°C/second max.	3°C/second max.
Preheat -Temperature Min(TS min) -Temperature Max(TS max) -Time(ts min to ts max)	100°C 150°C 60-120 seconds	150°C 200°C 60-180 seconds
Time maintained above: -Temperature (TL) - Time (tL)	183°C 60-150 seconds	217°C 60-150 seconds
Peak Temperature(TP)	240 +0/-5 °C	260 +0/-5 °C
Time within 5°C of actual peak temperature(tp)	10-30 seconds	20-40 seconds
Ramp down rate	6°C/second max.	6°C/second max.
Time 25 °C to peak temperature	6 minutes max.	8 minutes max.

Note : All temperatures refer to topside of the package, measured on the package SF

SF21 THRU SF28
SUPER FAST RECOVERY RECTIFIERS



Disclaimer

- Reproducing and modifying information of the document is prohibited without permission from niuhang Electronics co., LTD
- Niuhan Electronics co., LTD. reserves the rights to make changes of the content herein the document anytime without notification.
- Niuhan Electronics co., LTD. disclaims any and all liability arising out of the application or use of any product including damages incidentally and consequentially occurred.
- Niuhan Electronics co., LTD. does not assume any and all implied warranties, including warranties of fitness for particular purpose, non-infringement and merchantability.
- Applications shown on the herein document are examples of standard use and operation. Customers are responsible in comprehending the suitable use in particular applications. Niuhan Electronics co., LTD. makes no representation or warranty that such applications will be suitable for the specified use without further testing or modification.
- The products shown herein are not designed and authorized for equipments requiring high level of reliability or relating to human life and for any applications concerning life-saving or life-sustaining, such as medical instruments, transportation equipment, aerospace machinery et cetera. Customers using or selling these products for use in such applications do so at their own risk and agree to fully indemnify Niuhan Electronics co., LTD. for any damages resulting from such improper use or sale.
- When the appearance of the product and chip size does not change, in order to product the customer quality, change the internal structure and the production process Niuhan can not notify