



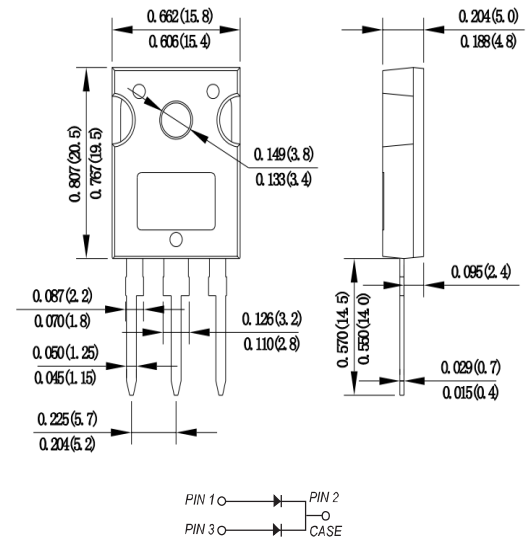
MBR6040PTS-MBR60200PTS

Surface Mount Schottky Rectifiers

Features

- ◆ The plastic package carries Underwriters Laboratory Flammability Classification 94V-0
- ◆ Construction utilizes void-free molded plastic technique
- ◆ Low reverse leakage
- ◆ High forward surge current capability
- ◆ High temperature soldering guaranteed
250°C/10 seconds at terminals

TO-247S



Dimensions in inches and (millimeters)

Mechanical Data

Case : Molded plastic body

Terminals : Solder plated, solderable per MIL-STD-750, Method 2026

Polarity : Polarity symbol marking on body

Mounting Position : Any

Maximum Ratings And Electrical Characteristics

Ratings at 25°C ambient temperature unless otherwise specified. Single phase half-wave 60Hz, resistive or inductive load, for capacitive load current derate by 20%.

Parameter	SYMBOLS	MBR 6040PTS	MBR 6045PTS	MBR 6060PTS	MBR 60100PTS	MBR 60150PTS	MBR 60200PTS	UNITS	
Maximum repetitive peak reverse voltage	V_{RRM}	40	45	60	100	150	200	V	
Maximum RMS voltage	V_{RMS}	28	31.5	42	70	105	140	V	
Maximum DC blocking voltage	V_{DC}	40	45	60	100	150	200	V	
Maximum average forward rectified current at $T_c=110^\circ\text{C}$ per device per diode	$I_{(AV)}$	60.0 30.0							A
Peak forward surge current, 8.3ms single half sine-wave superimposed on rated load	I_{FSM}	350.0							A
Maximum instantaneous forward voltage per diode at 30.0A	V_F	0.65		0.75	0.85		0.95	V	
Maximum DC reverse current at rated DC blocking voltage $T_A=25^\circ\text{C}$ $T_A=125^\circ\text{C}$	I_R		0.5 50			0.05 10		mA	
Typical thermal resistance	R_{qjc}	1.5							°C/W
Operating junction temperature range	T_J	-55 to +150							°C
Storage temperature range	T_{STG}	-55 to +150							°C



MBR6040PTS-MBR60200PTS Surface Mount Schottky Rectifiers

Ratings And Characteristic Curves

FIG. 1- DERATING CURVE OUTPUT RECTIFIED CURRENT

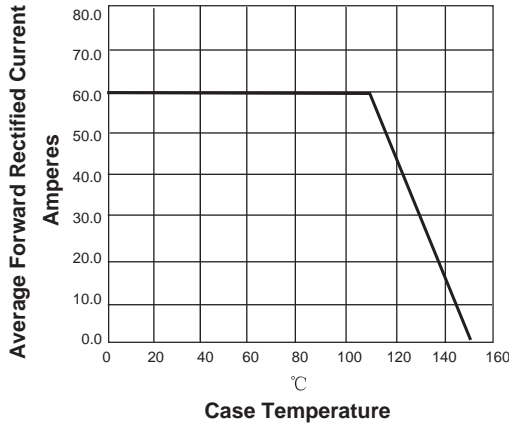


FIG. 2-MAXIMUM NON-REPETITIVE PEAK FORWARD SURGE CURRENT PERLEG

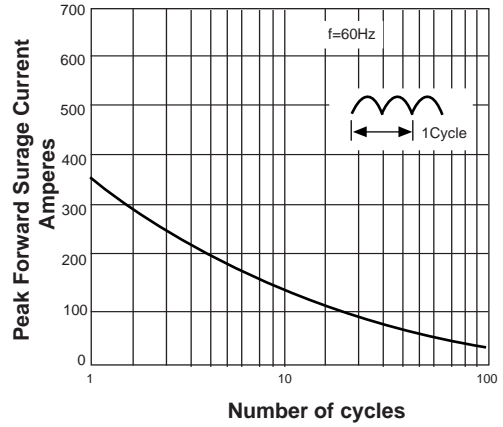


FIG. 3-TYPICAL FORWARD VOLTAGE CHARACTERISTICS

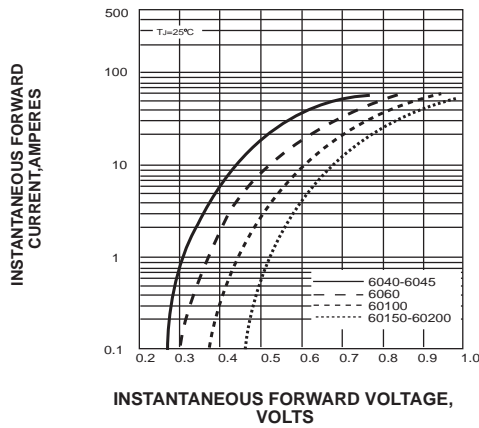


FIG. 4-TYPICAL REVERSE LEAKAGE CHARACTERISTICS

