



MURD1660DD


Superfast Recovery Rectifiers

FEATURES

- Low profile package
- Fast reverse recovery time
- Easy to pick and place
- Low forward Voltage drop
- High temperature soldering : 260°C/10 seconds at terminals
- Lead free in comply with EU ROHS 2011/65/EU directives

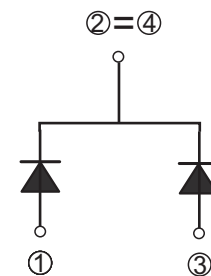


TO-252(D-PAK)



Mechanical Data

- **Case** : TO-252
- **Terminals** : Solder plated, solderable per MIL-STD-750, Method 2026
- **Polarity** : Cathode line denotes the cathode end
- **Mounting Position** : Any



MAXIMUM RATINGS AND ELECTRICAL CHARACTERISTICS

Rating at 25°C ambient temperature unless otherwise specified.

Single phase, half wave ,60Hz, resistive or inductive load. For capacitive load, derate current by 20%

CHARACTERISTICS	TO-252	MURD1660DD	UNIT
Maximum Recurrent Peak Reverse Voltage	V _{RRM}	600	V
Maximum RMS Bridge Input Voltage	V _{RMS}	420	V
Maximum DC Blocking Voltage	V _{DC}	600	V
Maximum Average Forward Rectified Current (Total)	I _(AV)	16	A
Peak Forward Surge Current 8.3ms Single Half Sine-Wave Superimposed on Rated Load (JEDEC Method)	I _{FSM}	100	A
Maximum Forward Voltage at 8A	V _F	1.6	V
Maximum DC Reverse Current T _A =25°C	I _R	1.0	μA
at Rated DC Blocking Voltage T _A =125°C		100	μA
Maximum Reverse Recovery Time (Note1)	T _{RR}	35	ns
Typical Thermal Resistance	R _{θJC}	4	°C/W
Operating Temperature Range	T _J	-55 to +150	°C
Storage Temperature Range	T _{STG}	-55 to +150	°C

NOTES: 1. Measured with I_F = 0.5 A, I_R = 1 A, I_{rr} = 0.25 A



MURD1660DD

Superfast Recovery Rectifiers

Characteristic Curves ($T_A=25^\circ\text{C}$ unless otherwise noted)

Fig.1 Forward Current Derating Curve

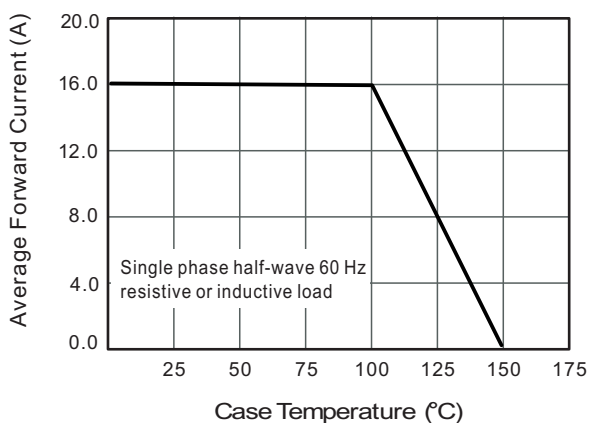


Fig.2 Typical Reverse Characteristics

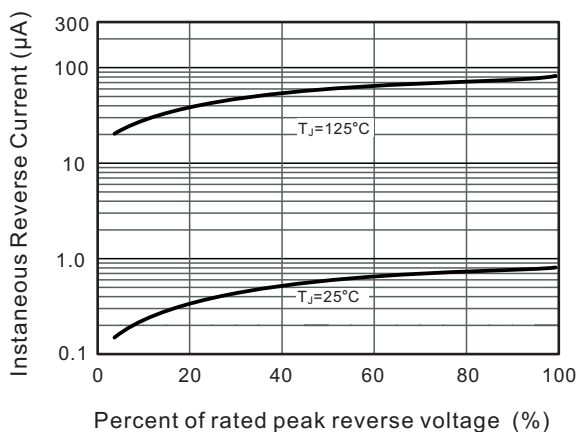


Fig.3 Typical Forward Characteristics

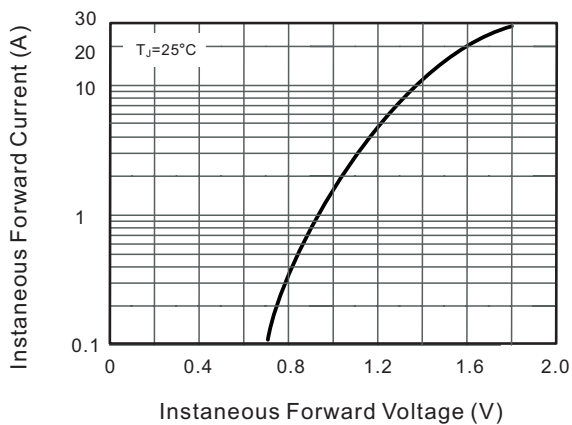


Fig.4 Maximum Non-Repetitive Peak Forward Surge Current

