



PJM70N30DL

N-Channel Enhancement Mode Power MOSFET

Product Summary

- $V_{DS} = 30V, I_D = 70A$
- $R_{DS(on)} < 1\text{ m}\Omega @ V_{GS} = 10V$
- $R_{DS(on)} < 7\text{ m}\Omega @ V_{GS} = 4.5V$

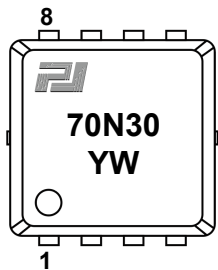
Features

- Advanced Trench Technology
- 100% Avalanche Tested
- Ü[PÜÁÖ[{] |æ} c
- Pæ[* ^) Áæ áÁÖ ç [] ^ ÁÖ^^
- Moisture Sensitivity Level 3

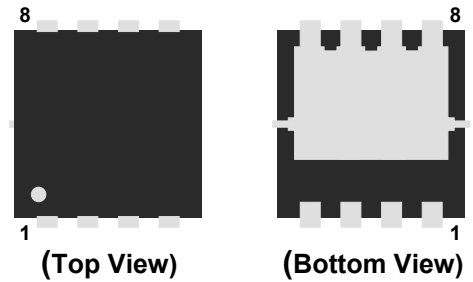
Application

- Š[æÁÜ, æ&Ö *
- Óææ'í^ ÁÜ[ç &ç]
- Wj ç ç''] æ^ÁÜ[, ^'ÁÜ]]]]

Marking Code

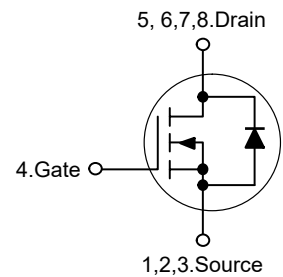


PDFN3x3-8L



Pin	Description
F,2,3	Ü[~ &^
4	Öæ^
5,6,7,8	Ö:æj

Schematic Diagram



Absolute Maximum Ratings

Ratings at 25°C case temperature unless otherwise specified.

Parameter	Symbol	Value	Unit
Ö:æj Ü[~ &^ X[æ^	X_{ou}	HE	X
Öæ^ Ü[~ &^ X[æ^	X_{ou}	† 20	X
Ö:æj Ö' ^) dÖ[} ç ~ [~ •	Q	70	œ
Ö:æj Ö' ^) dÜ ~ •^â P[ç^F	Q_T	G40	œ
T æç ~ { Ü[, ^' Öæ • ç æç }	U_o	G8	Y
Single Pulse Avalanche Energy ^{Note2}	E_{AS}	110	mJ
R } &ç } V^ {] ^' æ' ^	V_R	FÍ €	»Ô
Üç æ^ V^ {] ^' æ' ^ Üæ * ^	$V_{úvö}$	Ë Í ç ÉFÍ €	»Ô

Thermal Characteristics

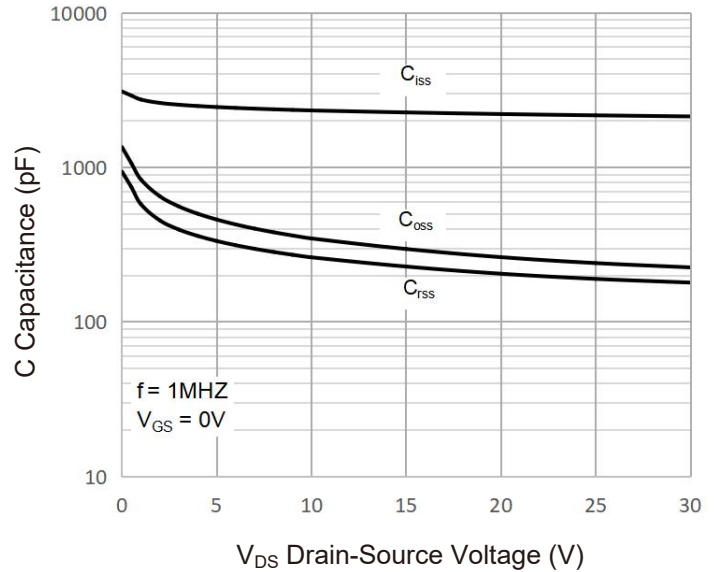
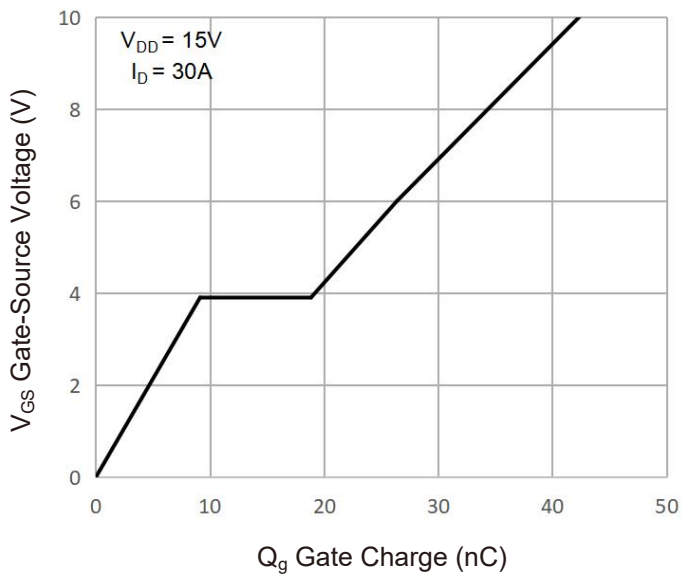
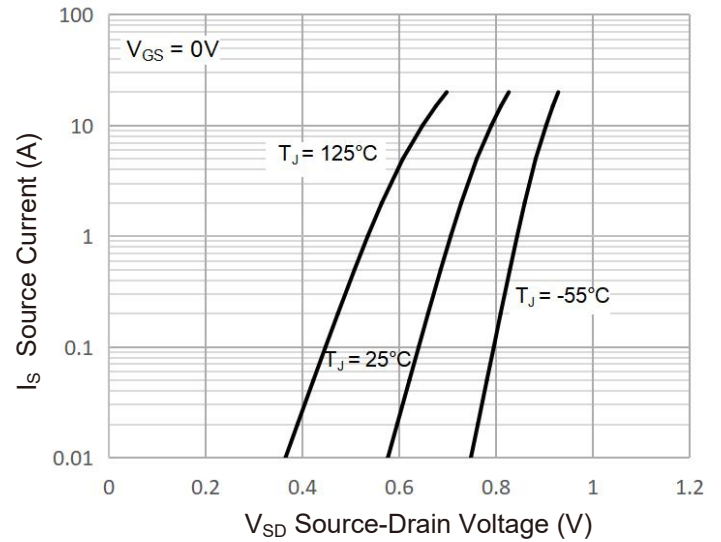
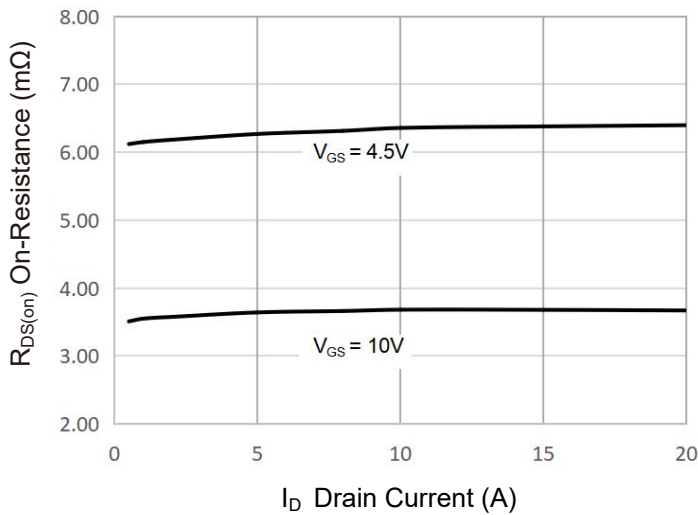
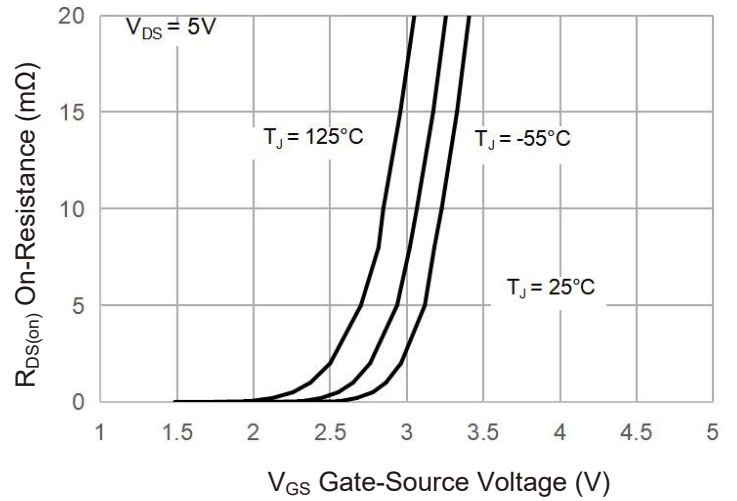
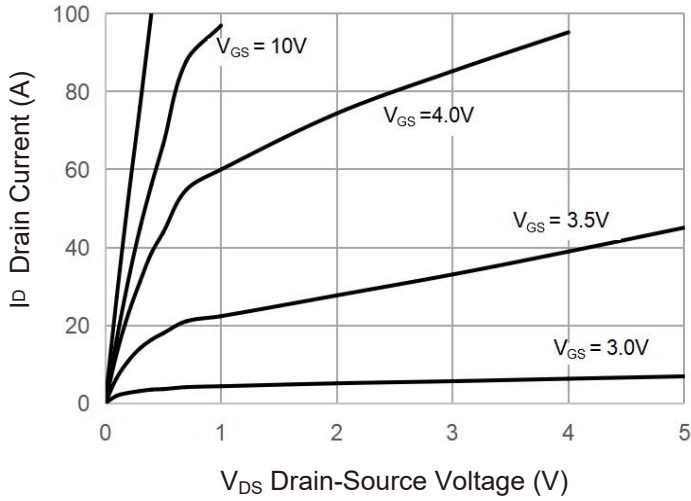
$V@;{ ç Ü^• ä çæ &^ÉR' } &ç } ç ç Öæ^$	$Ü_{RÖ}$	I 6	»ÔÉY
--	----------	-----	------



PJM70N30DL

N-Channel Enhancement Mode Power MOSFET

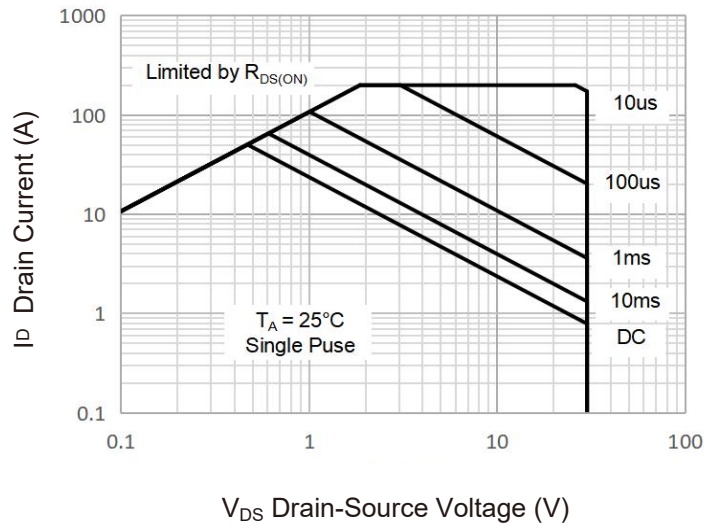
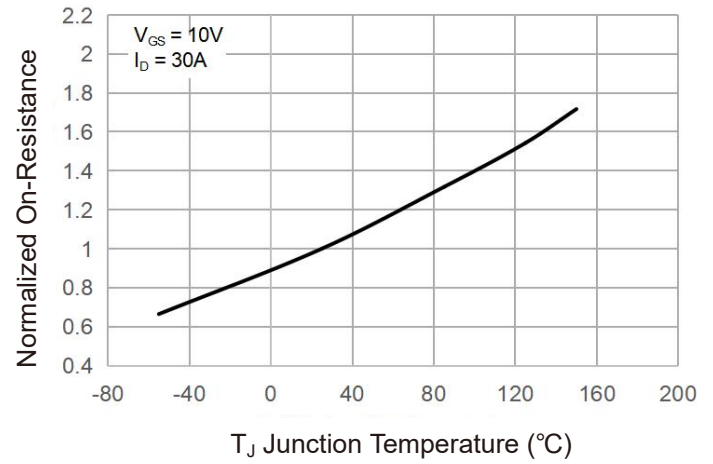
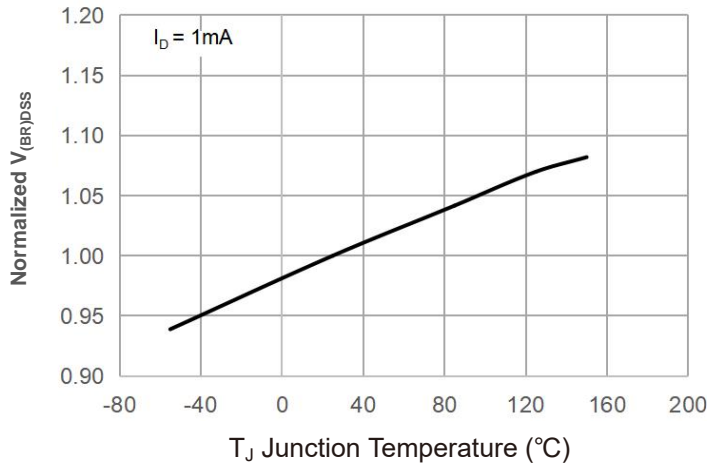
Typical Characteristic Curves





PJM70N30DL

N-Channel Enhancement Mode Power MOSFET





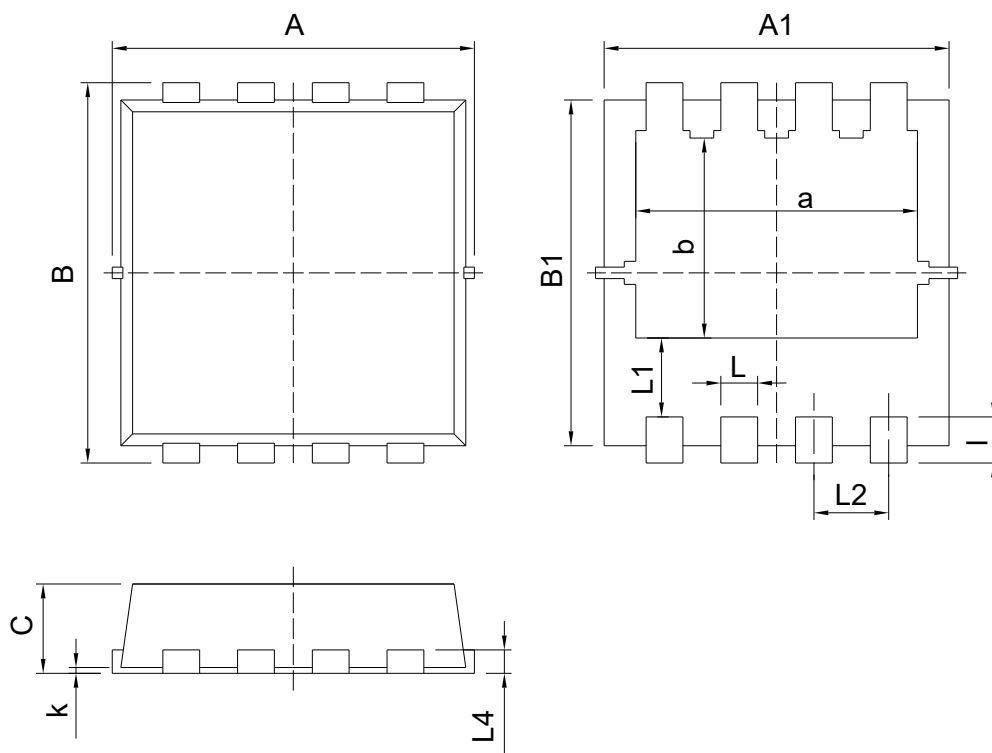
PJM70N30DL

N-Channel Enhancement Mode Power MOSFET

Package Outline

PDFN3x3-8L

Dimensions in mm



Symbol	Dimensions		Symbol	Dimensions	
	Min.	Max.		Min.	Max.
A	3.2	3.4	L2	0.55	0.75
A1	3.1	3.2	L4	0.14	0.20
B	3.2	3.4	a	2.35	2.55
B1	2.95	3.05	b	1.635	1.835
C	0.75	0.85	k	0.0	0.05
L	0.25	0.35	l	0.3	0.5
L1	-	0.75			